



ENGLISH

GSM wireless intercom system



Contents

- 5. All the advantages of the first wireless GSM intercom system
- 10. Three steps to build the GSM system
- 12. The functions of the GSM system
- 14. Dedicated applications for remote management
- 18. GSM Pro Software
- 20. Focus: 4000 Series push-button panel
- 22. Outdoor stations
- 32. 4000 Series Accessories
- 43. OEM Modules and accessories
- 44. System Accessories
- 45. GSM Kit
- 46. Block diagram examples
- 50. Parts list table

Videx around the world

Videx Electronics S.p.A.

Via del Lavoro, 1
63846 Monte Giberto - FM

T. +39 0734 631 669

F. +39 0734 632 475

E. commerciale@videx.it

www.videx.it

Videx Security Ltd

Main office

1 Osprey Trinity Park
Trinity Way
London E4 8TD
T. (+44) 0370 300 1240
E. marketing@videxuk.com

Northern office:

Unit 4-7
Chillingham Industrial Estate
Chapman Street
Newcastle Upon Tyne
NE6 2XX
Tech Line: (+44) 0191 224 3174
T. (+44) 0370 300 1240

www.videxuk.com

VX Ibéria Unipessoal Lda

Rua Tenente Mário Grilo, 26 D, E, F
4200-397 Porto
T. (+351) 221 124 531
E. comercial@videx.it

www.videx.it

Videx Asia Pacific Pte Ltd

31 Woodlands Close
#06-37 Woodlands Horizon
Singapore 737855
T. (+65) 81898912
E. commercial@videx.it

www.videx.it

Videx Benelux

Main office

E3 laan, 93
B-9800 Deinze
T. (+32) 9 380 40 20
F. (+32) 9 380 40 25
E. info@nestorcompany.be

www.nestorcompany.be

NL office:

Business Center Twente (BCT)
Grotestraat, 64
NL-7622 GM Borne
E. info@nestorcompany.be

www.nestorcompany.be

Videx Danmark

Hammershusgade 15
DK-2100 COPENHAGEN
T. (+45) 39 29 80 00
F. (+45) 39 27 77 75
E. videx@videx.dk

www.videx.dk

Videx Hellas Electronics

48 Filolaou Str.
11633 Athens
T. (+30) 210 7521028
T. (+30) 210 7521998
F. (+30) 210 7560712
E. videx@videx.gr

www.videx.gr

The **fully wireless** intercom system **that can be** **managed remotely,** essential for **cable-free** installations.

Simply install a Videx outdoor station with GSM technology to enable communication between the station and any fixed or mobile network telephone number.

With Videx GSM you have a series of exclusive access control features that can also be managed remotely to control the system even from afar.



The Videx GSM intercom system uses the GSM 4G network and does not require any wiring, which is why it is ideal in all those applications where it is impossible or inconvenient to run down cables.



Wiring is no longer a problem:
with the **Videx GSM system** you can create **wireless intercom systems using the GSM network.**

Situations often arise where it is convenient, difficult or impossible to run cables.

- Large villas and residences separated by a gate at great distances
- Locations of historical / architectural importance that cannot be subject to alterations
- Archaeological sites

A wireless intercom to create an access control system

The GSM system includes a series of advanced features to create a complete and highly secure access control system: it is easy to use and above all flexible and fast to customise according to individual requirements.

It is possible to program fixed **access codes** for residents and temporary codes for visitors, set **time bands** for access, use the **standard RFID reader** for access control, and receive **notifications of certain events** to monitor the status of the system.

Thanks to a single system, this allows for an all-in-one intercom management and access control system, without any wiring and with the advantage of remote management.



VIDEX



Always reachable, wherever you are, thanks to remote management

In addition to solving the wiring problem, the Videx GSM system offers the advantage of always being reachable and allowing for **management of all the features wherever you are**: the system can be linked to mobile phone numbers, as well as landlines, and is entirely remotely controlled via a smartphone or the cloud.

- Answering intercom calls
- Activation of peripherals (gates, doors and other devices)
- Monitoring of system status

Total network coverage for maximum reliability

The GSM network on which the system rests is extremely widespread and guarantees a secure connection in any situation, ensuring that calls are always received. The system uses the 4G network and, where it cannot be reached, it uses the 3G or 2G network.



Three steps to create a GSM intercom system

The system consists of only 3 devices:
the 4000 Series outdoor station, the antenna and the power supply.

01

No wiring is required for installation, it is necessary to insert a **SIM card inside the 4000 Series push-button panel**, available in an analogue modular version for a maximum of 50 users or a digital panel for a maximum of 750 users.

02

The antenna connects to the outdoor station with a 3 meter cable that allows it to be easily placed where is it most preferable or suitable for reception.

03

The next step is to **associate the landline or mobile phone numbers on which you want to receive calls**: when you press the push-button or enter the apartment or unit number (depending on whether you have installed the analogue or digital model) the outdoor panel calls the linked numbers **(up to 4 for each user)**

Cyclops Wharf: a success story

Cyclops Wharf is an elegant residential complex in East London, consisting of 180 luxury apartments and 24 stable-style houses, surrounded by 4 external gates and spread over 7 blocks.

In addition to individual entry and access control for residents, it is also necessary to provide access control for couriers, delivery companies and visitors' calls. Precisely because of its layout and the need for services, an intercom system is

needed that optimises wiring and offers access management in a safe and flexible way, that is easy to use and quick to customise.

Depending on the size of the system, the number of residents and the level of access control required, the installation company has chosen to use our GSM 4G system, because it can manage such a complex system: no wiring is required for installation and the call and access control features are advanced and available remotely.



All GSM system features



Dial To Open

With this feature, it is possible to **activate the pre-set opening of the gate remotely**, through a simple call to the outdoor station. In order to activate this function, telephone numbers must be specifically enabled by including them (1000 or more possible depending on device) in the approved list. The numbers included in the list are enabled to call the outdoor station, which will recognise them and automatically activate the opening of the gate/door.



Temporary Dial To Open

Allows certain telephone numbers (up to 32 per device) to be **enabled to open the gate/door for a limited time**. Useful for example, for managing access for occasional visitors and without having to manually remove them afterwards. These users can easily be added via the apps, SMS, PC software or cloud service as the need arises.



Setting time bands

It is possible to set the **time bands within which to restrict access to certain dial to open users, access codes and proximity fob users**. It is used to restrict the access time and days for certain users, such as the gardener or the cleaning company.



Searchable event log

The system stores all system events, calls, logins, with user details, stored locally and optionally sent to the cloud. The events can be filtered by setting a certain time frame, or a certain date and time, making searching extremely convenient. In addition, alerts can be set for certain events where an email notification can be sent.



Proximity tag or numeric code access control

The modules of the 4000 Series push-button panel with GSM technology, both in the analogue and digital versions, are **equipped with a standard RFID reader for access management by proximity tag**. The system can be implemented with **additional access control modules (up to 7)**, useful in the case of sites with multiple gates connected to the same system. For the digital panel and for the additional modules with a keypad, **numerical access codes are also available**.



Customising access and service levels

Thanks to this option, it is possible to **determine the access level for each tag, code and phone number** based on the time band settings of each individual reader in the system. For example, it is possible to set a certain tag to be enabled for access only for a certain pre-set time band and day of the week, and for one or more set gates/doors, excluding others.



3 inputs and 3 outputs available

The 4000 Series push-button panel is equipped with **3 programmable outputs to control services and actuations**, such as, for example, turning on the lights or gate opener. The 3 outputs are also **controllable via SMS/APP** with dedicated command when the system is in standby.



DTMF tones for feature activation during call

During conversation, the features associated with the 3 outputs can be controlled via the DTMF tones of the telephone keypad.

Two dedicated applications for management of the GSM system remotely

SMS Wizard

The standard app , available free on the App Store and Google Play is intended for end users. It can manage up to 10 intercoms allowing settings to be managed and events viewed.

SMS Wizard PRO

Developed with the installer in mind this app also available free from the App Store and Google Play allows an unlimited number of devices to be programmed and managed. It offers advanced tools for testing and monitoring the system and all programmed data is backed up in the cloud allowing it to be accessed from multiple smartphones.

App Features	SMS Wizard	SMS Wizard PRO
Program push-button / apartment call numbers	✓	✓
Program Dial To Open numbers	✓	✓
Program permanent and temporary access codes (for module 4903)	✓	✓
Program multiple proximity tags	✓	✓
Program call times, divert times, relay activation times	✗	✓
Assign DTMF tone to push-button 1 / deviation 1	✗	✓
Program time bands for calls and free access time bands	✓	✓
Assign access levels for Dial To Open, numeric codes, and proximity tags	✓	✓
Setting and managing of unlimited number of sites each with multiple systems	✗	✓
Archiving of site specific details (including contact details and address)	✗	✓
General settings (including firmware verification)	✓	✓
Advanced Settings	✗	✓
Real-time monitoring	✓	✓
Diagnostic tool to test GSM during installation and maintenance	✗	✓
Access to updated manuals	✗	✓
Sharing settings with multiple smart devices	✗	✓



SMS Wizard

- ✓ Compatible with all latest GSM versions
- ✓ Program up to 10 devices
- ✓ Program phone numbers (1 main & 3 secondary)
- ✓ Program Dial To Open enabled numbers
- ✓ Program up to 400 permanent access codes (for module 4903)
- ✓ Program up to 32 temporary access codes (for module 4903)
- ✓ Program proximity tags
- ✓ Program a time band for the call button to prevent nuisance calls
- ✓ Program up to 10 free access time bands and 10 call time bands
- ✓ Assign access levels for Dial To Open enabled numbers, for numeric codes and proximity tags
- ✓ Real-time monitoring
- ✓ GSM signal and firmware version control

SMS Wizard Pro

- ✓ Ability to set and manage an unlimited number of systems, each with multiple devices installed
- ✓ Archive system specific details, including contact details and address
- ✓ Includes a diagnostic tool to help the professional during installation and maintenance over time
- ✓ All settings and parameters are stored on a Cloud server and can be shared with multiple smart devices
- ✓ Ability to monitor events remotely, which are also stored in the Cloud server, and display them on multiple smart devices
- ✓ Includes an In-App section aimed to support and guide the installer in navigating the features
- ✓ Access and view updated technical manuals

GSM Pro

The software aimed at professionals to configure the system in a few simple steps



System configuration takes place through the **GSM Pro software** after the outdoor panel is installed.



Thanks to the **autodetect** feature, the software scans the network and immediately identifies the connected device to be configured.



The configuration can also be done remotely by using the SIM card data connection inserted in the outdoor station, this makes it possible to operate and make subsequent changes without going on site.



The software automatically shows the network signal strength to verify the most appropriate location of the antenna based on reception.



The software has a series of tabs that grants access to the settings of all the parameters and features.

Basic parameters, such as call time, speech synthesis, and password.

Settings time bands for calls and access levels for access control.

Assign telephone numbers to call buttons and apartments. Up to 4 telephone numbers each.

Download events stored on the device. 4000 (8000 on digital variants) are stored and can be searched by event type, time and date.

Download of the entire configuration for export, editing, and backup.

Configuration of access tags and customising of access levels based on system settings.

Configuration of the access codes in case of installation of the digital push-button panel with electronic address book and the additional modules with keypad connected on RS485.

Setting of the list of telephone numbers enabled for the Dial to Open feature (1000 or more available depending on device) and an additional 32 temporary numbers which will expire automatically after a programmed number or hours/days.

Management of inputs and outputs.

Push-button panel

4000 SERIES



4000 Series push-button panel: redefines the modular solution standard

Extremely sturdy, easy to install and super compact, it is available in an analogue push-button panel and digital panel version with electronic address book.

Its tech design makes it modern and can be contextualised in every application, from residential to large buildings, commercial and industrial structures.



IP65



IK09



IDC

Modular

The analogue composition, developed on a support of up to 9 modules, can handle **up to 40 audio users**. The digital version of the push-button panel is characterised on the market by its unique compact size, occupying only 2 modules and reaching up to **750 users**.

Built-in RFID reader

All audio modules and the digital panel include an RFID proximity key reader for configuration of up to **2,000 proximity tags or ISO3 cards for activating a relay**, for example, the main door.

Visual and acoustic signals

The audio modules are equipped with **4 visual alert LEDs** for the hearing impaired: busy, call in progress, open communication and open door. Acoustic alerts for the visually impaired indicate a call in progress and busy status. For the version with digital panel, the alerts are on the display.

Additional access control modules

The 4000 Series push-button panel has a number of different **optional access control modules**, with keypad or tag reader, all operating in stand-alone mode. Cod. 4903/M and 4850R/M can be connected via RS485, up to 8 devices are possible.

Reduced installation and maintenance time

The module holder frame includes side hinges that allow for the outdoor stations to be opened like a book, **facilitating installation procedures and inspection and maintenance operations**. All modules use flat IDC cables for quick installation, **reducing install times**.

Up to 3 standard relay services

The audio modules include up to 3 outputs for **opening 3 gates/doors** in proximity to the outdoor station.

AISI 316 Steel

The 4000 Series push-button panel is designed with unique features that give it **durability and resistance over time**. The push-button panel modules are made of **AISI 316 brushed stainless steel** (marine grade), a specific material for critical installations near marine environments and subject to atmospheric pollutants.

Vandal resistant

The 4000 Series modular push-button panels are vandal resistant with certified impact resistance **IK07** and **IK09**.

IP65

The IP65 certification makes **the installation of frames or rain shields unnecessary**. In addition, the neoprene gasket present in the module holder frames creates a seal for the push-button panels against the wall with **perfect grip and protection, even on uneven surfaces**.

IDC connector

All the modules of the analogue push-button panel use flat IDC cables that allow for **quick installation**, drastically reducing install times.

High quality microphone: Hi-Fi intelligibility

The modules are equipped with a high quality microphone, the audio balance is perfect and Larsen effect or amplification issues in general are eliminated.

Outdoor stations



4812/4G

Vandal resistant digital audio panel for GSM system

4000 Series digital keypad audio panel for GSM System, 4G/3G/2G connection. 1 integrated microphone, 1 integrated 8Ω/2W speaker, 1W class D amplifier. Full-duplex audio (AEC) feature with digital noise/disturbance reduction. Integrated RFID proximity reader (125kHz: EM4100/EM4102) for use of up to 2,000 proximity keys Cod. 955/T or ISO3 card, the key configuration takes place through a PC using GSMPRO software. Graphic display with blue backlight 128×64px. 750 contacts selectable from the alphanumeric keypad. Visual alert on the system status display: busy, call in progress, open communication and open door. Acoustic alert for the visually impaired: open communication and open door. Configurable programming of door opening time and conversation. Configurable programming of door opening time and conversation. 1 standard C-NO-NC clean contact relay (max 24V AC/DC - 2A), 1 open collector output, 3 auxiliary inputs. 1 RS-485 bus port. Adjustable microphone and speaker levels. Blue LED button backlighting. Microphone to be housed in the specific compartment of the module holder frames that allows for better sound output even in noisy environments, also eliminating any Larsen effect issues. 4 telephone numbers (1 primary, 3 diverts) to be combined with each call/user button. Up to 3,000 users (32 temporary users) with dial to open function. 8,000 local and unlimited event logs with remote access. Satin-finished AISI 316 stainless steel plate (marine grade) that provides durability in installations subject to atmospheric agents and in the vicinity of marine environments. Vandal resistant plate with IK09 and IP65 protection rating. Operating temperature -20°/+60°C. Power supply 12V DC± 15%/ 500mA. Simplified device configuration via local or remote GSMPRO software. Requires installation of antenna Cod. 434. Dimensions: 103×240×43mm. The size of 2 modules.



4812R/4G

Digital audio vandal resistant panel with electronic address book for GSM system

4000 Series audio panel with electronic address book & numeric keypad for GSM System, 4G/3G/2G connection. 1 integrated microphone, 1 integrated 8Ω/2W speaker, 1W class D amplifier. Full-duplex audio (AEC) feature with digital noise/disturbance reduction. Integrated RFID proximity reader (125kHz: EM4100/EM4102) for use of up to 2,000 proximity keys Cod. 955/T or ISO3 card, the key configuration takes place through a PC using GSMPRO software. Graphic display with blue backlight 128×64px. Directory of 750 contacts selectable from the alphanumeric keypad and viewable from the display. Visual alert on the system status display: busy, call in progress, open communication and open door. Acoustic alert for the visually impaired: open communication and open door. Configurable programming of door opening time and conversation. Configurable programming of door opening time and conversation. 1 standard C-NO-NC clean contact relay (max 24V AC/DC - 2A), 1 open collector output, 3 auxiliary inputs. 1 RS-485 bus port. Adjustable microphone and speaker levels. Blue LED button backlighting. Microphone to be housed in the specific compartment of the module holder frames that allows for better sound output even in noisy environments, also eliminating any Larsen effect issues. 4 telephone numbers (1 primary, 3 diverts) to be combined with each call/user button. Up to 3,000 users (32 temporary users) with dial to open function. 8,000 local and unlimited event logs with remote access. Satin-finished AISI 316 stainless steel plate (marine grade) that provides durability in installations subject to atmospheric agents and in the vicinity of marine environments. Vandal resistant plate with IK09 and IP65 protection rating. Operating temperature -20°/+60°C. Power supply 12V DC± 15%/ 500mA. Simplified device configuration via local or remote GSMPRO software. Requires installation of antenna Cod. 434. Dimensions: 103×240×43mm. The size of 2 modules.



4810/4G-0/M

0-Button audio module for GSM system

4000 Series 0-button audio module for GSM system, 4G/3G/2G connection, 1 built-in microphone, 1 built-in 8Ω/2W speaker, 1W class D amplifier. Full-duplex audio (AEC) feature with digital noise/disturbance reduction. Integrated RFID proximity reader (125kHz: EM4100/EM4102) for use of up to 1,000 proximity keys Cod. 955/T or ISO3 card, the key configuration takes place through a PC using GSMPRO software. Up to 400 permanent and 32 temporary codes for coded accesses (if used with Cod. 4903 through RS-485). Possibility to locally connect a door opening button. IDC connector for connection via flat cable (supplied) with other optional modules (maximum 8 modules for a total of 40 buttons), or up to 50 buttons via terminal board. 4 LEDs for visual alert of system status: busy, call in progress, open communication and open door. Acoustic alert for the visually impaired: open communication and open door. Configurable door opening time and conversation. 1 standard C-NO-NC clean contact relay (max 24V AC/DC - 2A), 2 open collector outputs, 3 auxiliary inputs. 1 RS-485 bus port, 1 micro-USB port. Adjustable microphone and speaker levels. Blue LED information card backlighting. Microphone to be housed in the specific compartment of the module holder frames that allows for better sound output even in noisy environments, also eliminating any Larsen effect issues. 4 telephone numbers (1 primary, 3 diverts) to be combined with each call/user button. Up to 1,000 users with dial to open feature. 4,000 local and unlimited event logs with remote access. Satin-finished AISI 316 stainless steel plate (marine grade) that provides durability in installations subject to atmospheric agents and in the vicinity of marine environments. Vandal resistant plate with IK07 and IP65 protection rating. Operating temperature -20°/+60°C. Power supply 12Vcc / 12Vac ± 10%/400mA. Simplified device configuration via GSMPRO software locally or remotely, or via SMS. Requires installation of antenna Cod. 434. Dimensions: 103×120×43mm. 1 module.



4810/4G-1/M

1-button audio module for GSM system

4000 Series 1-button audio module for GSM system, 4G/3G/2G connection, 1 built-in microphone, 1 built-in 8Ω/2W speaker, 1W class D amplifier. Full-duplex audio (AEC) feature with digital noise/disturbance reduction. Integrated RFID proximity reader (125kHz: EM4100/EM4102) for use of up to 1,000 proximity keys Cod. 955/T or ISO3 card, the key configuration takes place through a PC using GSMPRO software. Up to 400 permanent and 32 temporary codes for coded accesses (if used with Cod. 4903 through RS-485). Possibility to locally connect a door opening button. IDC connector for connection via flat cable (supplied) with other optional modules (maximum 8 modules for a total of 40 buttons), or up to 50 buttons via terminal board. 4 LEDs for visual alert of system status: busy, call in progress, open communication and open door. Acoustic alert for the visually impaired: open communication and open door. Configurable door opening time and conversation. 1 standard C-NO-NC clean contact relay (max 24V AC/DC - 2A), 2 open collector outputs, 3 auxiliary inputs. 1 RS-485 bus port, 1 micro-USB port. Adjustable microphone and speaker levels. Blue LED information card backlighting. Microphone to be housed in the specific compartment of the module holder frames that allows for better sound output even in noisy environments, also eliminating any Larsen effect issues. 4 telephone numbers (1 primary, 3 diverts) to be combined with each call/user button. Up to 1,000 users with dial to open feature. 4,000 local and unlimited event logs with remote access. Satin-finished AISI 316 stainless steel plate (marine grade) that provides durability in installations subject to atmospheric agents and in the vicinity of marine environments. Vandal resistant plate with IK07 and IP65 protection rating. Operating temperature -20°/+60°C. Power supply 12Vcc / 12Vac ± 10%/400mA. Simplified device configuration via GSMPRO software locally or remotely, or via SMS. Requires installation of antenna Cod. 434. Dimensions: 103×120×43mm. 1 module.



4810/4G-2/M

2-Button audio module for GSM system

4000 Series 2-button audio module for GSM system, 4G/3G/2G connection, 1 built-in microphone, 1 built-in 8Ω/2W speaker, 1W class D amplifier. Full-duplex audio (AEC) feature with digital noise/disturbance reduction. Integrated RFID proximity reader (125kHz: EM4100/EM4102) for use of up to 1,000 proximity keys Cod. 955/T or ISO3 card, the key configuration takes place through a PC using GSMPRO software. Up to 400 permanent and 32 temporary codes for coded accesses (if used with Cod. 4903 through RS-485). Possibility to locally connect a door opening button. IDC connector for connection via flat cable (supplied) with other optional modules (maximum 8 modules for a total of 40 buttons), or up to 50 buttons via terminal board. 4 LEDs for visual alert of system status: busy, call in progress, open communication and open door. Acoustic alert for the visually impaired: open communication and open door. Configurable door opening time and conversation. 1 standard C-NO-NC clean contact relay (max 24V AC/DC - 2A), 2 open collector outputs, 3 auxiliary inputs. 1 RS-485 bus port, 1 micro-USB port. Adjustable microphone and speaker levels. Blue LED information card backlighting. Microphone to be housed in the specific compartment of the module holder frames that allows for better sound output even in noisy environments, also eliminating any Larsen effect issues. 4 telephone numbers (1 primary, 3 diverts) to be combined with each call/user button. Up to 1,000 users with dial to open feature. 4,000 local and unlimited event logs with remote access. Satin-finished AISI 316 stainless steel plate (marine grade) that provides durability in installations subject to atmospheric agents and in the vicinity of marine environments. Vandal resistant plate with IK07 and IP65 protection rating. Operating temperature -20°/+60°C. Power supply 12Vcc / 12Vac ± 10%/400mA. Simplified device configuration via GSMPRO software locally or remotely, or via SMS. Requires installation of antenna Cod. 434. Dimensions: 103×120×43mm. 1 module.



VR4KGSM/4G-0

Vandal resistant 0-button audio module for GSM system

4000 Series IK09 0-button audio module for GSM system, 4G/3G/2G connection, 1 built-in microphone, 1 built-in 8Ω/2W speaker, 1W class D amplifier. Full-duplex audio (AEC) feature with digital noise/disturbance reduction. Possibility to locally connect a door opening button. Connection via terminal board of optional button modules for a total of 24 push-buttons. 3 LEDs for visual alert of system status: busy, call in progress, open communication and open door. Configurable door opening time and conversation. 1 standard C-NO-NC clean contact relay (max 24V AC/DC - 2A), 1 open collector output, 2 auxiliary inputs. Adjustable microphone and speaker levels. Microphone to be housed in the specific compartment of the module holder frames that allows for better sound output even in noisy environments, also eliminating any Larsen effect issues. 4 telephone numbers (1 primary, 3 diverts) to be combined with each call/user button. Up to 1,000 users with dial to open feature. 4,000 local and unlimited event logs with remote access. Satin-finished AISI 316 stainless steel plate (marine grade) that provides durability in installations subject to atmospheric agents and in the vicinity of marine environments. Vandal resistant plate with IK09 and IP65 protection rating. Operating temperature -20°/+60°C. Power supply 12Vcc / 12Vac ± 10%/400mA. Simplified device configuration via GSMPRO software locally or remotely, or via SMS. Requires installation of antenna Cod. 434. Dimensions: 103×120×43mm. 1 module.



VR4KGSM/4G-1

Vandal resistant 1-button audio module for GSM system

4000 Series 1-button audio module for GSM system, 4G/3G/2G connection, 1 built-in microphone, 1 built-in 80hm/2W speaker, 1W class D amplifier. Full-duplex audio (AEC) feature with digital noise/disturbance reduction. Possibility to locally connect a door opening button. Connection via terminal board of optional button modules for a total of 24 push-buttons. 3 LEDs for visual alert of system status: busy, call in progress, open communication and open door. Configurable door opening time and conversation. 1 standard C-NO-NC clean contact relay (max 24V AC/DC - 2A), 1 open collector output, 2 auxiliary inputs. Adjustable microphone and speaker levels. Microphone to be housed in the specific compartment of the module holder frames that allows for better sound output even in noisy environments, also eliminating any Larsen effect issues. 4 telephone numbers (1 primary, 3 diverts) to be combined with each call/user button. Up to 1,000 users with dial to open feature. 4,000 local and unlimited event logs with remote access. Satin-finished AISI 316 stainless steel plate (marine grade) that provides durability in installations subject to atmospheric agents and in the vicinity of marine environments. Vandal resistant plate with IK09 and IP65 protection rating. Operating temperature -20°/+60°C. Power supply 12Vcc / 12Vac ± 10%/400mA. Simplified device configuration via GSMPRO software locally or remotely, or via SMS. Requires installation of antenna Cod. 434. Dimensions: 103×120×43mm. 1 module.



VR4KGSM/4G-2

Vandal resistant 2-button audio module for GSM system

4000 Series IK09 2-button audio module for GSM system, 4G/3G/2G connection, 1 built-in microphone, 1 built-in 80hm/2W speaker, 1W class D amplifier. Full-duplex audio (AEC) feature with digital noise/disturbance reduction. Possibility to locally connect a door opening button. Connection via terminal board of optional button modules for a total of 24 push-buttons. 3 LEDs for visual alert of system status: busy, call in progress, open communication and open door. Configurable door opening time and conversation. 1 standard C-NO-NC clean contact relay (max 24V AC/DC - 2A), 1 open collector output, 2 auxiliary inputs. Adjustable microphone and speaker levels. Microphone to be housed in the specific compartment of the module holder frames that allows for better sound output even in noisy environments, also eliminating any Larsen effect issues. 4 telephone numbers (1 primary, 3 diverts) to be combined with each call/user button. Up to 1,000 users with dial to open feature. 4,000 local and unlimited event logs with remote access. Satin-finished AISI 316 stainless steel plate (marine grade) that provides durability in installations subject to atmospheric agents and in the vicinity of marine environments. Vandal resistant plate with IK09 and IP65 protection rating. Operating temperature -20°/+60°C. Power supply 12Vcc / 12Vac ± 10%/400mA. Simplified device configuration via GSMPRO software locally or remotely, or via SMS. Requires installation of antenna Cod. 434. Dimensions: 103×120×43mm. 1 module.



VR4KGSM/4G-3

Vandal resistant 3-button audio module for GSM system

4000 Series IK09 3-button audio module for GSM system, 4G/3G/2G connection, 1 built-in microphone, 1 built-in 80hm/2W speaker, 1W class D amplifier. Full-duplex audio (AEC) feature with digital noise/disturbance reduction. Possibility to locally connect a door opening button. Connection via terminal board of optional button modules for a total of 24 push-buttons. 3 LEDs for visual alert of system status: busy, call in progress, open communication and open door. Configurable door opening time and conversation. 1 standard C-NO-NC clean contact relay (max 24V AC/DC - 2A), 1 open collector output, 2 auxiliary inputs. Adjustable microphone and speaker levels. Microphone to be housed in the specific compartment of the module holder frames that allows for better sound output even in noisy environments, also eliminating any Larsen effect issues. 4 telephone numbers (1 primary, 3 diverts) to be combined with each call/user button. Up to 1,000 users with dial to open feature. 4,000 local and unlimited event logs with remote access. Satin-finished AISI 316 stainless steel plate (marine grade) that provides durability in installations subject to atmospheric agents and in the vicinity of marine environments. Vandal resistant plate with IK09 and IP65 protection rating. Operating temperature -20°/+60°C. Power supply 12Vcc / 12Vac ± 10%/400mA. Simplified device configuration via GSMPRO software locally or remotely, or via SMS. Requires installation of antenna Cod. 434. Dimensions: 103×120×43mm. 1 module.



VR4KGSM/4G-1NP

Vandal resistant 1-button audio module for GSM system

4000 series IK09 1-button with name window audio module for GSM system, 4G/3G/2G connection, 1 built-in microphone, 1 built-in 80hm/2W speaker, 1W class D amplifier. Full-duplex audio (AEC) feature with digital noise/disturbance reduction. Possibility to locally connect a door opening button. Connection via terminal board of optional button modules for a total of 24 push-buttons. 3 LEDs for visual alert of system status: busy, call in progress, open communication and open door. Configurable door opening time and conversation. 1 standard C-NO-NC clean contact relay (max 24V AC/DC - 2A), 1 open collector output, 2 auxiliary inputs. Adjustable microphone and speaker levels. Microphone to be housed in the specific compartment of the module holder frames that allows for better sound output even in noisy environments, also eliminating any Larsen effect issues. 4 telephone numbers (1 primary, 3 diverts) to be combined with each call/user button. Up to 1,000 users with dial to open feature. 4,000 local and unlimited event logs with remote access. Satin-finished AISI 316 stainless steel plate (marine grade) that provides durability in installations subject to atmospheric agents and in the vicinity of marine environments. Vandal resistant plate with IK09 and IP65 protection rating. Operating temperature -20°/+60°C. Power supply 12Vcc / 12Vac ± 10%/400mA. Simplified device configuration via GSMPRO software locally or remotely, or via SMS. Requires installation of antenna Cod. 434. Dimensions: 103×120×43mm. 1 module.



4043/M

3-button call module common to all systems

3-button call module 4000 Series for IPure, VX2300 and GSM systems. Blue LED name cards backlighting. IDC connector for connection via flat cable (supplied) with other optional modules (maximum 8 modules for a total of 42 buttons). Satin-finished AISI 316 stainless steel plate (marine grade) that provides durability in installations subject to atmospheric agents and in the vicinity of marine environments. Vandal resistant plate with IK07 and IP65 protection rating. Operating temperature -20°/+60°C. Dimensions 103×120×43mm. 1 module.



4044/M

4-button call module common to all systems

4-button call module 4000 Series for IPure, VX2300 and GSM systems. Blue LED name cards backlighting. IDC connector for connection via flat cable (supplied) with other optional modules (maximum 8 modules for a total of 42 buttons). Satin-finished AISI 316 stainless steel plate (marine grade) that provides durability in installations subject to atmospheric agents and in the vicinity of marine environments. Vandal resistant plate with IK07 and IP65 protection rating. Operating temperature -20°/+60°C. Dimensions 103×120×43mm. 1 module.



4045/M

5-button call module common to all systems

5-button call module 4000 Series for IPure, VX2300 and GSM systems. Blue LED name cards backlighting. IDC connector for connection via flat cable (supplied) with other optional modules (maximum 8 modules for a total of 42 buttons). Satin-finished AISI 316 stainless steel plate (marine grade) that provides durability in installations subject to atmospheric agents and in the vicinity of marine environments. Vandal resistant plate with IK07 and IP65 protection rating. Operating temperature $-20^{\circ}/+60^{\circ}\text{C}$. Dimensions $103\times 120\times 43\text{mm}$. 1 module.



4042D/M

4-button call module on two columns common to all systems

4-button call module on two columns 4000 Series for IPure, VX2300 and GSM systems. Blue LED name cards backlighting. IDC connector for connection via flat cable (supplied) with other optional modules (maximum 8 modules for a total of 42 buttons). Satin-finished AISI 316 stainless steel plate (marine grade) that provides durability in installations subject to atmospheric agents and in the vicinity of marine environments. Vandal resistant plate with IK07 and IP65 protection rating. Operating temperature $-20^{\circ}/+60^{\circ}\text{C}$. Dimensions $103\times 120\times 43\text{mm}$. 1 module.



4043D/M

6-button call module on two columns common to all systems

6-button call module on two columns 4000 Series for IPure, VX2300 and GSM systems. Blue LED name cards backlighting. IDC connector for connection via flat cable (supplied) with other optional modules (maximum 8 modules for a total of 42 buttons). Satin-finished AISI 316 stainless steel plate (marine grade) that provides durability in installations subject to atmospheric agents and in the vicinity of marine environments. Vandal resistant plate with IK07 and IP65 protection rating. Operating temperature $-20^{\circ}/+60^{\circ}\text{C}$. Dimensions $103\times 120\times 43\text{mm}$. 1 module.



4044D/M

8-button call module on two columns common to all systems

8-button call module on two columns 4000 Series for IPure, VX2300 and GSM systems. Blue LED name cards backlighting. IDC connector for connection via flat cable (supplied) with other optional modules (maximum 8 modules for a total of 42 buttons). Satin-finished AISI 316 stainless steel plate (marine grade) that provides durability in installations subject to atmospheric agents and in the vicinity of marine environments. Vandal resistant plate with IK07 and IP65 protection rating. Operating temperature $-20^{\circ}/+60^{\circ}\text{C}$. Dimensions $103\times 120\times 43\text{mm}$. 1 module.



4045D/M

10-button call module on two columns common to all systems

10-button call module on two columns 4000 Series for IPure, VX2300 and GSM systems. Blue LED name cards backlighting. IDC connector for connection via flat cable (supplied) with other optional modules (maximum 8 modules for a total of 42 buttons). Satin-finished AISI 316 stainless steel plate (marine grade) that provides durability in installations subject to atmospheric agents and in the vicinity of marine environments. Vandal resistant plate with IK07 and IP65 protection rating. Operating temperature $-20^{\circ}/+60^{\circ}\text{C}$. Dimensions $103\times 120\times 43\text{mm}$. 1 module.



VR4KBM-4

Vandal resistant 4-button call module for GSM system

4000 series IK09 4-button call module for GSM system. Connection via terminal board of optional button modules for a total of 24 push-buttons. AISI 316 brushed stainless steel plate (marine grade) that provides durability in installations subject to atmospheric agents and in the vicinity of marine environments. Vandal resistant plate with IK09 and IP65 protection rating. Operating temperature -20°/+60°C. Dimensions 103×120×43mm. 1 module.



VR4KBM-5

Vandal resistant 5-button call module for GSM system

4000 series IK09 5-button call module for GSM system. Connection via terminal board of optional button modules for a total of 24 push-buttons. AISI 316 brushed stainless steel plate (marine grade) that provides durability in installations subject to atmospheric agents and in the vicinity of marine environments. Vandal resistant plate with IK09 and IP65 protection rating. Operating temperature -20°/+60°C. Dimensions 103×120×43mm. 1 module.



VR4KBM-6

Vandal resistant 6-button call module for GSM system

4000 series IK09 6-button call module for GSM system. Connection via terminal board of optional button modules for a total of 24 push-buttons. AISI 316 brushed stainless steel plate (marine grade) that provides durability in installations subject to atmospheric agents and in the vicinity of marine environments. Vandal resistant plate with IK09 and IP65 protection rating. Operating temperature -20°/+60°C. Dimensions 103×120×43mm. 1 module.



VR4KBM-7

Vandal resistant 7-button call module for GSM system

4000 series IK09 7-button call module for GSM system. Connection via terminal board of optional button modules for a total of 24 push-buttons. AISI 316 brushed stainless steel plate (marine grade) that provides durability in installations subject to atmospheric agents and in the vicinity of marine environments. Vandal resistant plate with IK09 and IP65 protection rating. Operating temperature -20°/+60°C. Dimensions 103×120×43mm. 1 module.



VR4KBM-8

Vandal resistant 8-button call module for GSM system

4000 series IK09 8-button call module for GSM system. Connection via terminal board of optional button modules for a total of 24 push-buttons. AISI 316 brushed stainless steel plate (marine grade) that provides durability in installations subject to atmospheric agents and in the vicinity of marine environments. Vandal resistant plate with IK09 and IP65 protection rating. Operating temperature -20°/+60°C. Dimensions 103×120×43mm. 1 module.



VR4KBM-9

Vandal resistant 9-button call module for GSM system


4000 series IK09 9-button call module for GSM system. Connection via terminal board of optional button modules for a total of 24 push-buttons. AISI 316 brushed stainless steel plate (marine grade) that provides durability in installations subject to atmospheric agents and in the vicinity of marine environments. Vandal resistant plate with IK09 and IP65 protection rating. Operating temperature $-20^{\circ}/+60^{\circ}\text{C}$. Dimensions $103\times 120\times 43\text{mm}$. 1 module.



VR4KBM-2NP

Vandal resistant 2-button call module for GSM system


4000 series IK09 2-button call module for GSM system. Blue LED name cards backlighting. Connection via terminal board of optional button modules for a total of 24 push-buttons. AISI 316 brushed stainless steel plate (marine grade) that provides durability in installations subject to atmospheric agents and in the vicinity of marine environments. Vandal resistant plate with IK09 and IP65 protection rating. Operating temperature $-20^{\circ}/+60^{\circ}\text{C}$. Dimensions $103\times 120\times 43\text{mm}$. 1 module.



VR4KBM-3NP

Vandal resistant 3-button call module for GSM system

4000 series IK09 3-button call module for GSM system. Blue LED name cards backlighting. Connection via terminal board of optional button modules for a total of 24 push-buttons. AISI 316 brushed stainless steel plate (marine grade) that provides durability in installations subject to atmospheric agents and in the vicinity of marine environments. Vandal resistant plate with IK09 and IP65 protection rating. Operating temperature $-20^{\circ}/+60^{\circ}\text{C}$. Dimensions $103\times 120\times 43\text{mm}$. 1 module.



VR4KBM-4NP

Vandal resistant 4-button call module for GSM system

4000 series IK09 4-button call module for GSM system. Blue LED name cards backlighting. Connection via terminal board of optional button modules for a total of 24 push-buttons. AISI 316 brushed stainless steel plate (marine grade) that provides durability in installations subject to atmospheric agents and in the vicinity of marine environments. Vandal resistant plate with IK09 and IP65 protection rating. Operating temperature $-20^{\circ}/+60^{\circ}\text{C}$. Dimensions $103\times 120\times 43\text{mm}$. 1 module.



4840/M

Blanking module common to all systems

Blanking module 4000 Series for IPure, VX2300 and GSM systems. AISI 316 brushed stainless steel plate (marine grade) that provides durability in installations subject to atmospheric agents and in the vicinity of marine environments. Dimensions $103\times 120\times 43\text{mm}$. 1 module.



4846/M

Information module common to all systems

Information module 4000 Series for IPure, VX2300 and GSM systems. Blue LED backlighting Frame in AISI 316 brushed stainless steel (marine grade) that provide durability in installations subject to atmospheric agents and near marine environments, transparent polycarbonate cover (83×104mm), writeable card (96×113mm). Vandal resistant plate with IK07 and IP65 protection rating. Operating temperature -20°/+60°C. Power supply 12V DC - 30mA. Dimensions: 103×120×43mm. 1 module.



VR4KBLM

Vandal resistant blanking dummy module

Dummy module 4000 series IK09 for IPure and GSM systems. Satin-finished AISI 316 stainless steel plate (marine grade) that provides durability in installations subject to atmospheric agents and in the vicinity of marine environments. Vandal resistant plate with IK09 and IP65 protection rating. Dimensions: 103×120×43mm. 1 module.



VR4KIFM

Vandal resistant information module

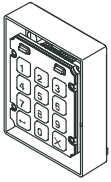
4000 Series IK09 Information module for IPure and GSM systems. Blue LED backlighting Frame in AISI 316 brushed stainless steel (marine grade) that provide durability in installations subject to atmospheric agents and near marine environments, transparent polycarbonate cover (52×85mm), writeable card (62×100mm). Vandal resistant plate with IK09 and IP65 protection rating. Operating temperature -20°/+60°C. Power supply 12V DC - 30mA. Dimensions: 103×120×43mm. 1 module.



4903/M

Centralised stand-alone access control module with numeric keypad for GSM system

Centralised stand-alone access control module for GSM system. 2 access codes for stand-alone operation, 400 access codes through centralisation with 4810/4G audio modules and 32 temporary access codes. Configuration through Apps, SMS, cloud and PC software. Backlighting of the 12 buttons with blue LEDs, 2 LEDs for status/operation alerts. 2 relays with contacts C, NC, NO (24V AC/DC - 2A) programmable for temporary activation (01 ... 255 seconds) or for switching operation. 2 PTE inputs (active/low) to directly control relays 1 and 2. Acoustic and visual alerts during operation. Two operating modes: stand-alone mode, distributed through RS-485. Vandal resistant plate with IK07 and IP65 protection rating. Operating temperature -20°/+60°C. Power supply 12/24V AC/DC - 2A. Dimensions: 103×120×43mm. 1 module.



VR4903/NFP

Vandal resistant centralised stand-alone access control module with numeric keypad for GSM system

Vandal resistant access control module for GSM system, compatibility with third-party analogue push-button panels. 2 access codes for stand-alone operation, 400 access codes through centralisation with 4810/4G audio modules and 32 temporary access codes. Configuration through Apps, SMS, cloud and PC software. Backlighting of the 12 buttons with blue LEDs, 2 LEDs for status/operation alerts. 2 relays with contacts C, NC, NO (24V AC/DC - 2A) programmable for temporary activation (01 ... 255 seconds) or for switching operation. 2 PTE inputs (active/low) to directly control relays 1 and 2. Acoustic and visual alerts during operation. Two operating modes: stand-alone mode, distributed through RS-485. Operating temperature -20°/+60°C. Power supply 12/24V AC/DC - 2A.



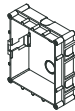
4850R/M

Centralised access control module with proximity reader for GSM system

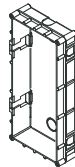
Access control module for GSM system. 2 LED for status/operation alerts. 1 relays with contacts C, NC, NO (24V AC/DC - 2A) programmable for temporary activation (01 ... 99 seconds) or for switching operation. 1000 proximity keys that can be combined with the relay through centralisation with 4810/4G audio modules. Configuration through Apps, SMS, cloud and PC software. 1 PTE inputs (active/low) to directly control relays. Acoustic and visual alerts during operation. Vandal resistant plate with IK07 and IP65 protection rating. Operating temperature -20°/+60°C. Power supply 12/24V AC/DC. Dimensions: 103×120×43mm. 1 module.

4000 Series Accessories

Flush box



FB01
1 module
Dimension:
120×143×45mm.



FB02
2 modules
Dimension:
120×263×45mm.



FB03
3 modules
Dimension:
120×383×45mm.



4851

Flush installation kit with 1 module

Composed of: flush box and module holder frame. The frame includes 4 self-tapping torx type security screws, a sealing gasket and side hinges to allow the frame to be opened for installation or inspection. Box dimensions: 120×143×45 mm, frame dimensions: 135×160×17mm, gunmetal grey colour.



4851AP

Flush installation kit with 1 module

Composed of: flush box and module holder frame. The frame includes 4 self-tapping torx type security screws, a sealing gasket and side hinges to allow the frame to be opened for installation or inspection. Box dimensions: 120×143×45 mm, frame dimensions: 135×160×17mm, aluminium grey colour.

**4852**

Flush installation kit with 2 modules

Composed of: flush box and module holder frame. The frame includes 4 self-tapping torx type security screws, a sealing gasket and side hinges to allow the frame to be opened for installation or inspection. Box dimensions: 120×263×45 mm, frame dimensions: 135×280×17mm, gunmetal grey colour.

**4852AP**

Flush installation kit with 2 modules

Composed of: flush box and module holder frame. The frame includes 4 self-tapping torx type security screws, a sealing gasket and side hinges to allow the frame to be opened for installation or inspection. Box dimensions: 120×263×45 mm, frame dimensions: 135×280×17mm, aluminium grey colour.

**4853**

Flush installation kit with 3 modules

Composed of: flush box and module holder frame. The frame includes 4 self-tapping torx type security screws, a sealing gasket and side hinges to allow the frame to be opened for installation or inspection. Box dimensions: 120×383×45 mm, frame dimensions: 135×400×17mm, gunmetal grey colour.

**4853AP**

Flush installation kit with 3 modules

Composed of: flush box and module holder frame. The frame includes 4 self-tapping torx type security screws, a sealing gasket and side hinges to allow the frame to be opened for installation or inspection. Box dimensions: 120×383×45 mm, frame dimensions: 135×400×17mm, aluminium grey colour.



4881

Surface wall installation kit 1 module

Composed of: surface box and module holder frame. The frame includes 4 self-tapping torx type security screws, a sealing gasket and side hinges to allow the frame to be opened for installation or inspection. Dimensions 135×160×44mm, gunmetal grey colour.



4881AP

Surface wall installation kit 1 module

Composed of: surface box and module holder frame. The frame includes 4 self-tapping torx type security screws, a sealing gasket and side hinges to allow the frame to be opened for installation or inspection. Dimensions 135×160×44mm, aluminium grey colour.



4882

Surface wall installation kit 2 modules

Composed of: surface box and module holder frame. The frame includes 4 self-tapping torx type security screws, a sealing gasket and side hinges to allow the frame to be opened for installation or inspection. Dimensions 135×280×44mm, gunmetal grey colour.



4882AP

Surface wall installation kit 2 modules

Composed of: surface box and module holder frame. The frame includes 4 self-tapping torx type security screws, a sealing gasket and side hinges to allow the frame to be opened for installation or inspection. Dimensions 135×280×44mm, aluminium grey colour.

**4883**

Surface wall installation kit 3 modules

Composed of: surface box and module holder frame. The frame includes 4 self-tapping torx type security screws, a sealing gasket and side hinges to allow the frame to be opened for installation or inspection. Dimensions 135×400×44mm, gunmetal grey colour.

**4883AP**

Surface wall installation kit 3 modules

Composed of: surface box and module holder frame. The frame includes 4 self-tapping torx type security screws, a sealing gasket and side hinges to allow the frame to be opened for installation or inspection. Dimensions 135×400×44mm, aluminium grey colour.

**4884**

Surface wall installation kit 4 modules

Composed of: surface box and module holder frame. The frame includes 8 self-tapping torx type security screws, a sealing gasket and side hinges to allow the frame to be opened for installation or inspection. Dimensions 270×280×44mm, gunmetal grey colour.

**4884AP**

Surface wall installation kit 4 modules

Composed of: surface box and module holder frame. The frame includes 8 self-tapping torx type security screws, a sealing gasket and side hinges to allow the frame to be opened for installation or inspection. Dimensions 270×280×44mm, aluminium grey colour.



4886

Surface wall installation kit 6 modules

Composed of: surface box and module holder frame. The frame includes 8 self-tapping torx type security screws, a sealing gasket and side hinges to allow the frame to be opened for installation or inspection. Dimensions 270×400×44mm, gunmetal grey colour.



4886AP

Surface wall installation kit 6 modules

Composed of: surface box and module holder frame. The frame includes 8 self-tapping torx type security screws, a sealing gasket and side hinges to allow the frame to be opened for installation or inspection. Dimensions 270×400×44mm, aluminium grey colour.



4889

Surface wall installation kit 9 modules

Composed of: surface box and module holder frame. The frame includes 12 self-tapping torx type security screws, a sealing gasket and side hinges to allow the frame to be opened for installation or inspection. Dimensions 405×400×44mm, gunmetal grey colour.



4889AP

Surface wall installation kit 9 modules

Composed of: surface box and module holder frame. The frame includes 12 self-tapping torx type security screws, a sealing gasket and side hinges to allow the frame to be opened for installation or inspection. Dimensions 405×400×44mm, aluminium grey colour.

**4871**

Rain shield for 1-module frame for flush installation kit

Dimensions 157×164×35mm, gunmetal grey colour.

**4871AP**

Rain shield for 1-module frame for flush installation kit

Dimensions 157×164×35mm, aluminium grey colour.

**4872**

Rain shield for 2-module frame for flush installation kit

Dimensions 157×284×35mm, gunmetal grey colour.

**4872AP**


Rain shield for 2-module frame for flush installation kit

Dimensions 157×284×35mm, aluminium grey colour.

**4873**

Rain shield for 3-module frame for flush installation kit

Dimensions 157×404×35mm, gunmetal grey colour.

**4873AP**

Rain shield for 3-module frame for flush installation kit

Dimensions 157×404×35mm, aluminium grey colour.



4874

Rain shield for 4-module frame for flush installation kit


Dimensions 292×284×35mm, gunmetal grey colour.



4874AP

Rain shield for 4-module frame for flush installation kit


Dimensions 292×284×35mm, aluminium grey colour.



4876

Rain shield for 6-module frame for flush installation kit

Dimensions 292×404×35mm, gunmetal grey colour.



4876AP

Rain shield for 6-module frame for flush installation kit

Dimensions 292×404×35mm, aluminium grey colour.



4879

Rain shield for 9-module frame for flush installation kit

Dimensions 427×404×35mm, gunmetal grey colour.



4879AP

Rain shield for 9-module frame for flush installation kit

Dimensions 427×404×35mm, aluminium grey colour.

**4891**

Rain shield for 1-module frame for surface kit

Dimensions 157×164×62mm, gunmetal grey colour.

**4891AP**

Rain shield for 1-module frame for surface kit

Dimensions 157×164×62mm, aluminium grey colour.

**4892**

Rain shield for 2-module frame for surface kit

Dimensions 157×284×62mm, gunmetal grey colour.

**4892AP**

Rain shield for 2-module frame for surface kit

Dimensions 157×284×62mm, aluminium grey colour.

**4893**

Rain shield for 3-module frame for surface kit

Dimensions 157×404×62mm, gunmetal grey colour.

**4893AP**

Rain shield for 3-module frame for surface kit

Dimensions 157×404×62mm, aluminium grey colour.



4894

Rain shield for 4-module frame for surface kit

Dimensions 292×284×62mm, gunmetal grey colour.



4894AP

Rain shield for 4-module frame for surface kit

Dimensions 292×284×62mm, aluminium grey colour.



4896

Rain shield for 6-module frame for surface kit

Dimensions 292×404×62mm, gunmetal grey colour.



4896AP

Rain shield for 6-module frame for surface kit

Dimensions 292×404×62mm, aluminium grey colour.



4899

Rain shield for 9-module frame for surface kit

Dimensions 427×404×62mm, gunmetal grey colour.



4899AP

Rain shield for 9-module frame for surface kit

Dimensions 427×404×62mm, aluminium grey colour.

**481**

USB-serial Converter

Converts RS232 & RS485 to USB.

**482**

Tamper Proof Switch

Tamper switch optional accessory for module support frames.

**2813**

RS-485 Remote relay

A networkable RS-485 remote relay. It is compatible with other Videx devices which incorporate an RS-485 bus connection including the 4G GSM system. When connected via the RS-485 bus it can be integrated as part of an access control network with other 2813 remote relays or with 4903 keypads and 4850R proximity readers. It incorporates 1 standard C-NO-NC clean contact relay (max 24V AC/DC - 3A), 2 open collector outputs (A1 and A2) and 1 push to exit button input. 1 RS-485 bus connection to connect to any 4G GSM module that incorporates an RS-485 bus connection. Programming is carried out via the internal dip-switches including relay and auxiliary times (01 ... 63 seconds or 00 for latch mode) and up to 64 device IDs (ID.00 ... ID.63). It can also be setup to mirror the relay and auxiliary outputs of a compatible 4G GSM module, 4903 keypad or 4850R proximity reader allowing for a Secured by Design configuration. Operating temperature -20°/+60°C. Power supply 12Vdc ± 10%/35mA. Dimensions: 66×60×22mm.

**2815**

Wiegand to RS-485 Converter

A wiegand to RS-485 converter that allows the connection of 3rd party proximity readers or keypads which operate on the wiegand protocol to connect onto an RS-485 bus. It is compatible with other Videx devices which incorporate an RS-485 bus connection including the 4G GSM system. When connected via the RS-485 bus it can be integrated as part of an access control network with other RS-485 devices (4G GSM modules that incorporate an RS-485 bus, 2813 remote relays, 4903 keypads and 4850R proximity readers). It has a single switched 0V auxiliary output (AO) that can be used to trigger a relay which can be activated by a signal on the RS-485 bus or via the switched 0V auxiliary input (PE). When setup as the same device ID as the 2813 remote relay connected on the same RS-485 bus it will operate the remote relay's built-in relay. It also incorporates 1 set of wiegand inputs (LR, LG, DO and D1) and 1 RS-485 bus connection to connect to the RS-485 devices described above. It can be configured via the internal dip-switches which includes: auxiliary output times (1 ... 15 seconds or 0 for latch mode), up to 16 device IDs (ID.00 ... ID.15), keypad access code length and wiegand protocol type to match the 3rd party devices wiegand protocol. Operating temperature -20°/+60°C. Power supply 12Vdc ± 10%/10mA. Dimensions: 66×60×22mm.

**CFL45**


Ribbon cable

For connection of 4000 series push-button modules across two columns of modules.

**955/T**

Proximity key

RFID, blue plastic material.

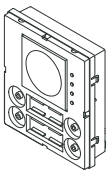
**955/C**

Proximity card

ISO3 standard badge, reading distance up to 50 mm. White PVC material.

Modules and accessories

OEM Modules and accessories



4810/4GUK-0/NFP

Audio module - 0-button for GSM system

4000 Series audio module without casing for 0-button GSM 4G system, compatibility with third-party analogue push-button panels.



438

Push-buttons Interface

4000 Series push-button interface for audio/video modules and push-buttons, common to all systems.

System accessories

**434**

External antenna kit for GSM system

Composed of: 3 metre cable with straight SMA connector and wall mounting bracket.

**HDR-15-12**

Power Supply

Power Supply common to all systems. 12Vdc/1.25A power supply. Installation on a DIN rail (1 module).

**GSMPRO**

Configuration Software

Kit containing software and USB connection cable. Compatible with Microsoft Windows.

GSM Kit



GSM4K/4G-1/M

Flush single-family wireless intercom kit

Flush single-family wireless intercom kit, GSM system, expandable solution consisting of:
1 pc. 4810/4G-1/M, 1 pc. 4851, 1 pc. 434, 3 pc. 955/T, 1 pc. HDR-15-12.



GSM4K/4G-1S/M

Surface single-family wireless intercom kit

Surface single-family wireless intercom kit, GSM system, expandable solution consisting of:
1 pc. 4810/4G-1/M, 1 pc. 4881, 1 pc. 434, 3 pc. 955/T, 1 pc. HDR-15-12.



GSM4K/4G-2/M

Flush twin-family wireless intercom kit

Flush twin-family wireless intercom kit, GSM system, expandable solution consisting of:
1 pc. 4810/4G-2/M, 1 pc. 4851, 1 pc. 434, 3 pc. 955/T, 1 pc. HDR-15-12.



GSM4K/4G-2S/M

Surface twin-family wireless intercom kit

Surface twin-family wireless intercom kit, GSM system, expandable solution consisting of:
1 pc. 4810/4G-2/M, 1 pc. 4881, 1 pc. 434, 3 pc. 955/T, 1 pc. HDR-15-12.

GSM Kit with numeric keypad



GSM4KCR/4G-1/M

Flush single-family wireless intercom kit with numeric keypad

Flush single-family wireless intercom kit with numeric keypad, GSM system, expandable solution consisting of: 1 pc. 4810/4G-1/M, 1 pc. 4903/M, 1 pc. 4852, 1 pc. 434, 1 pc. HDR-15-12.



GSM4KCR/4G-1S/M

Surface single-family wireless intercom kit with numeric keypad

Surface single-family wireless intercom kit with numeric keypad, GSM system, expandable solution consisting of: 1 pc. 4810/4G-1/M, 1 pc. 4903/M, 1 pc. 4882, 1 pc. 434, 1 pc. HDR-15-12.



GSM4KCR/4G-2/M

Flush twin-family wireless intercom kit with numeric keypad

Flush twin-family wireless intercom kit with numeric keypad, GSM system, expandable solution consisting of: 1 pc. 4810/4G-2/M, 1 pc. 4903/M, 1 pc. 4852, 1 pc. 434, 1 pc. HDR-15-12.

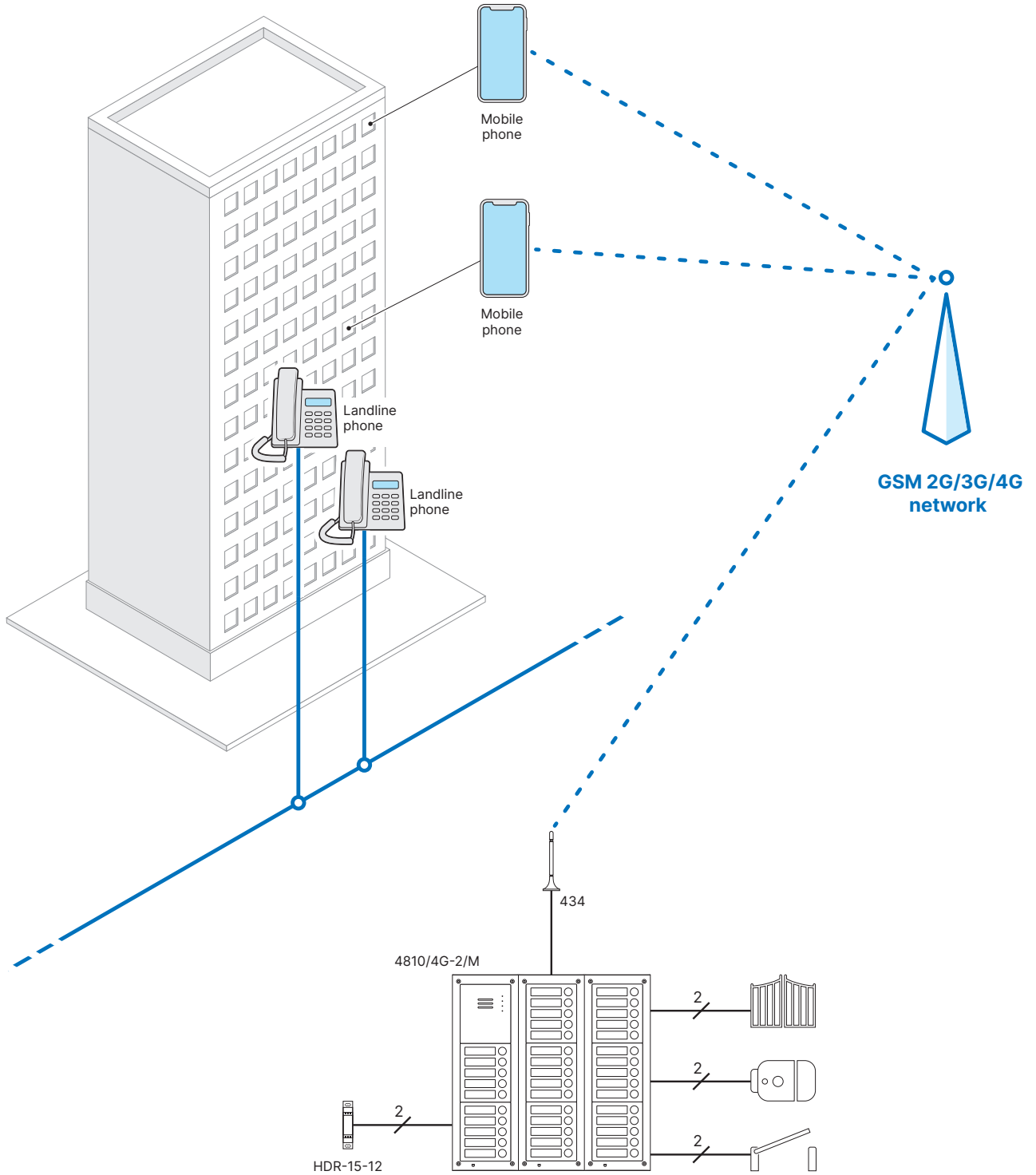


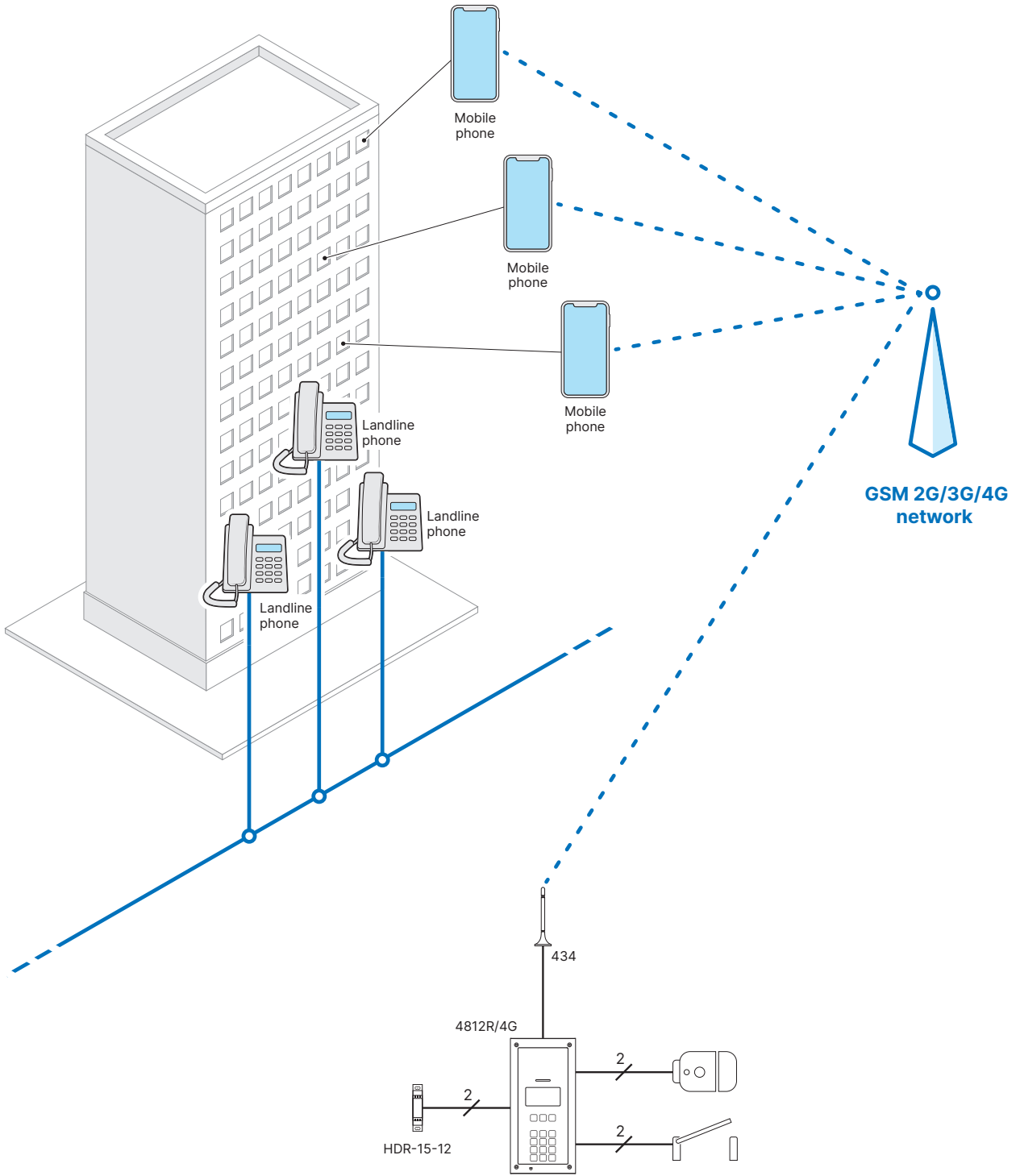
GSM4KCR/4G-2S/M

Surface twin-family wireless intercom kit with numeric keypad

Surface twin-family wireless intercom kit with numeric keypad with numeric keypad, GSM system, expandable solution consisting of: 1 pc. 4810/4G-2/M, 1 pc. 4903/M, 1 pc. 4882, 1 pc. 434, 1 pc. HDR-15-12.

Block diagram examples





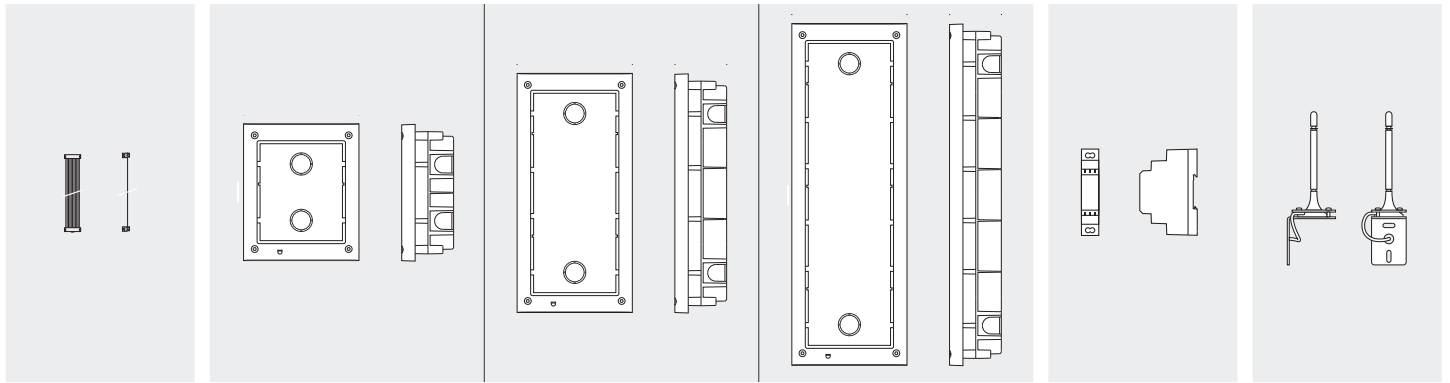
GSM Audio Systems

Parts list table



	4810/4G-0/M	4810/4G-1/M	4810/4G-2/M	4043/M	4044/M	4045/M
Users	Audio Modules			Push-button Modules		
1		1				
2			1			
3	1			1		
4	1				1	
5	1					1
6		1				1
7			1			1
8	1			1		1
9	1				1	1
10	1					2
11		1				2
12			1			2
13-17			1			3
18-22			1			4
23-27			1			5
28-32			1			6
33-37			1			7
38-40	1					8

It is advisable to use GSM Pro software or cloud for systems with over 20 users in order to reduce configuration times.



CFL45	4851	4852	4853	HDR-15-12	434
Ribbon cable	Flush kit			Power Supply	GSM Antenna
-	1			1	1
-	1			1	1
-		1		1	1
-		1		1	1
-		1		1	1
-		1		1	1
-		1		1	1
-			1	1	1
-			1	1	1
-			1	1	1
-			1	1	1
1		2		1	1
1			2	1	1
1			2	1	1
2			3	1	1
2			3	1	1
2			3	1	1





info@videx.it | www.videx.it

Videx Electronics S.p.A.

Via del Lavoro, 1
63846 - Monte Giberto (FM) - Italy
T. +39 0734 631 669
F. +39 0734 632 475